

CONFORTLUXE - Technical description sheet

CAPUA

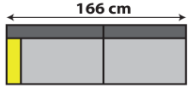
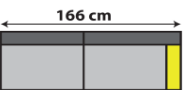
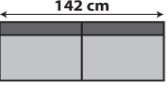
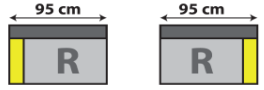

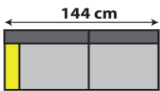
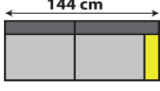
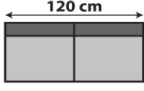
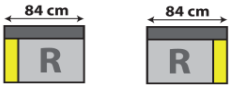



Combination + width (cm)	Net weight Without packaging (kilos)	Dimensions in packaging (cm)	Gross weight With packaging (kilos)
<p>202 cm</p> <p>R R</p> <p>3211</p>	67	205x98x105	68
<p>190 cm</p> <p>R R</p> <p>2511</p>	63	193x98x105	64
<p>168 cm</p> <p>R R</p> <p>2011</p>	55	171x98x105	56
<p>108 cm</p> <p>R</p> <p>1011</p>	41	111x98x105	42
<p>65 cm 65 cm 42 cm</p> <p>7100</p>	14	67x67x44	14,5
<p>178 cm</p> <p>R R</p> <p>3210</p> <p>178 cm</p> <p>R R</p> <p>3201</p>	58	181x98x105	59
<p>154 cm</p> <p>R R</p> <p>3200</p>	50	157x98x105	51
<p>101 cm</p> <p>R</p> <p>1310</p> <p>101 cm</p> <p>R</p> <p>1301</p>	36	104x98x105	37
<p>77 cm</p> <p>R</p> <p>1300</p>	27	80x98x105	28

CONFORTLUXE - Technical description sheet

CAPUA



Combination + width (cm)	Net weight Without packaging (kilos)	Dimensions in packaging (cm)	Gross weight With packaging (kilos)
 <p>166 cm</p> <p>2510</p>  <p>166 cm</p> <p>2501</p>	55	169x98x105	56
 <p>142 cm</p> <p>2500</p>	47	145x98x105	48
 <p>95 cm 95 cm</p> <p>1510 1501</p>	34	98x98x105	35
 <p>71 cm</p> <p>1500</p>	25	74x98x105	26
 <p>144 cm</p> <p>2010</p>  <p>144 cm</p> <p>2001</p>	47	147x98x105	48
 <p>120 cm</p> <p>2000</p>	39	123x98x105	40
 <p>84 cm 84 cm</p> <p>1210 1201</p>	30	87x98x105	31
 <p>60 cm</p> <p>1200</p>	22	63x98x105	23

CONFORTLUXE - Technical description sheet

CAPUA



Combination + width (cm)	Net weight Without packaging (kilos)	Dimensions in packaging (cm)	Gross weight With packaging (kilos)
 5610 5601	39	98x127x105	40
 6010 6001	53	99x167x105	54
 5000	34	98x98x105	35
Recliner supplement (3211-1310-1301-1300)	15,9	/	/
Recliner supplement (2511-1510-1501-1500)	15,3	/	/
Recliner supplement (2011-1011-1210-1201-1200)	15,2	/	/

Height (cm) : 103
Seat height (cm) : 47
Armrest height (cm) : 61

Depth (cm) : 95
Seat depth (cm) : 52

Type of packaging : Bullpack reinforced with cardboard

Upholstery : (see price list Ultima)

Furnishing :


Seat	<input checked="" type="checkbox"/> PU foam	<input checked="" type="checkbox"/> Pocket spring	Density (kg/m ³) : 37
Back	<input checked="" type="checkbox"/> PU foam	<input checked="" type="checkbox"/> Flocca	Density (kg/m ³) : 23
Arm	<input checked="" type="checkbox"/> PU foam	<input type="checkbox"/> Flocca	Density (kg/m ³) : 25

Suspension seat :

<input checked="" type="checkbox"/> Z-Spring/Nossag	<input type="checkbox"/> Webbing/Sangles	
---	--	--

CONFORTLUXE - Technical description sheet

CAPUA



Interior layers seat :

Legs :

Material : metal	Height (cm) :	Color :
---------------------	---------------	---------

Seating cushions :

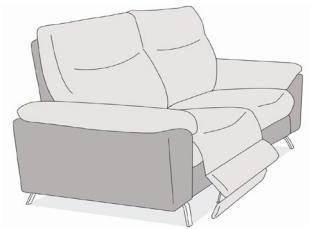
<input checked="" type="checkbox"/> Fixed	<input type="checkbox"/> Loose	
---	--------------------------------	--

Interior structure :

Solid pine wood + plywood + exotic wood

2 colors to specify :

1 for seating cushions + back cushions
1 for detail



Update :

07.03.23