

# CONFORTLUXE - Technical description sheet



## JEREMY




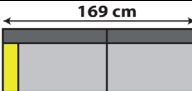
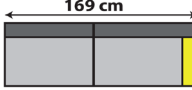
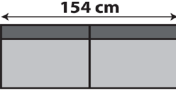
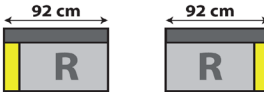

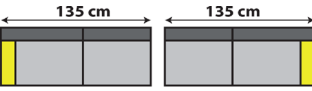

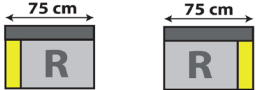

Combination + width (cm)	Net weight Without packaging (kilos)	Dimensions in packaging (cm) + Volume (m3)	Gross weight With packaging (kilos)
<p>195 cm</p> <p><b>3311</b></p>	75	Dimensions : 198 x 108 x 97 Volume : 2,07	76
<p>184 cm</p> <p><b>2511</b></p>	70	Dimensions : 187 x 108 x 97 Volume : 1,96	71
<p>150 cm</p> <p><b>2011</b></p>	60	Dimensions : 153 x 108 x 97 Volume : 1,60	61
<p>85 cm</p> <p><b>1011</b></p>	41	Dimensions : 88 x 108 x 97 Volume : 0,92	42
<p>80 cm</p> <p><b>1011L</b></p>	48	Dimensions : 83 x 106 x 89 Volume : 0,78	49
<p>65 cm 65 cm 42 cm</p> <p><b>7100</b></p>	13	Dimensions : 67 x 67 x 44 Volume : 0,20	14
<p>180 cm</p> <p><b>3310</b></p> <p>180 cm</p> <p><b>3301</b></p>	67	Dimensions : 183 x 108 x 97 Volume : 1,92	68
<p>165 cm</p> <p><b>3300</b></p>	58	Dimensions : 168 x 108 x 97 Volume : 1,76	59
<p>70 cm 70 cm</p> <p><b>1010 1001</b></p>	31	Dimensions : 73 x 108 x 97 Volume : 0,76	32

# CONFORTLUXE - Technical description sheet



## JEREMY



Combination + width (cm)	Net weight Without packaging (kilos)	Dimensions in packaging (cm) + Volume (m3)	Gross weight With packaging (kilos)
 <b>1000</b>	22	Dimensions : 58 x 108 x 97 Volume : 0,61	23
 <b>2510</b> 	62	Dimensions : 172 x 108 x 97 Volume : 1,80	63
 <b>2500</b>	53	Dimensions : 157 x 108 x 97 Volume : 1,64	54
 <b>1510    1501</b>	37	Dimensions : 95 x 108 x 97 Volume : 1,00	38
 <b>1500</b>	28	Dimensions : 80 x 108 x 97 Volume : 0,84	29
 <b>2010    2001</b>	52	Dimensions : 138 x 108 x 97 Volume : 1,45	53
 <b>2000</b>	43	Dimensions : 123 x 108 x 97 Volume : 1,29	44
 <b>1210    1201</b>	32	Dimensions : 78 x 108 x 97 Volume : 0,82	33
 <b>1200</b>	23	Dimensions : 63 x 108 x 97 Volume : 0,66	24

# CONFORTLUXE - Technical description sheet



## JEREMY



Combination + width (cm)	Net weight Without packaging (kilos)	Dimensions in packaging (cm) + Volume (m3)	Gross weight With packaging (kilos)
<p>5610 5601</p>	44	Dimensions : 133 x 108 x 97 Volume : 1,39	45
<p>6010 6001</p>	51	Dimensions : 89 x 108 x 169 Volume : 1,62	52
<p>5000</p>	35	Dimensions : 108 x 108 x 108 Volume : 1,26	36
<p>5300</p>	22	Dimensions : 65 x 108 x 97 Volume : 0,68	23
Recliner supplement (3311-1011-1010-1001-1000)	16,8	/	/
Recliner supplement (2511-1510-1501-1500)	17,5	/	/
Recliner supplement (2011-1210-1201-1200)	17	/	/

**Height (cm) :** 106  
**Seat height (cm) :** 47  
**Armrest height (cm) :** 60  
**Armrest width (cm) :** 15

**Depth (cm) :** 95  
**Seat depth (cm) :** 47  
**Depth recliner open (cm) :** 157

**Type of packaging :** Bullpack reinforced with cardboard

**Upholstery :** (See price list Ultima)

**Furnishing :**

<b>Seat - standard</b>	<input checked="" type="checkbox"/> PU foam	<input checked="" type="checkbox"/> Pocket spring	Density (kg/m3) : 37
<b>Back</b>	<input checked="" type="checkbox"/> PU foam	<input checked="" type="checkbox"/> Flocca	Density (kg/m3) : 23
<b>Arm</b>	<input checked="" type="checkbox"/> PU foam	<input type="checkbox"/> Flocca	Density (kg/m3) : 23


**Suspension seat :**

<input checked="" type="checkbox"/> Z-Spring/Nossag	<input type="checkbox"/> Webbing/Sangles	
---	--	--

# CONFORTLUXE - Technical description sheet



## JEREMY



**Interior layers seat :**

**Legs :**

Material :	Height (cm) :	Color :
Wood	4	Dark brown

**Seating cushions :**

<input checked="" type="checkbox"/> Fixed	<input type="checkbox"/> Loose	
---	--------------------------------	--

**Interior structure :**

Solid pine wood + plywood + exotic wood

**2 colors to specify :**

1 for seating cushions + back cushions  
1 for frame

