

CONFORTLUXE - Technical description sheet



DUCA



| Combination + width (cm) | Net weight Without packaging (kilos) | Dimensions in packaging (cm) + Volume (m3) | Gross weight With packaging (kilos) |
|---|--------------------------------------|--|-------------------------------------|
| <p>194 cm</p> <p>R R</p> <p>3211</p> | 74 | Dimensions : 197x107x83 Volume : 1,75 | 75 |
| <p>178 cm</p> <p>R R</p> <p>2511</p> | 71 | Dimensions : 181x107x83 Volume : 1,61 | 72 |
| <p>158 cm</p> <p>R R</p> <p>2011</p> | 66 | Dimensions : 161x107x83 Volume : 1,43 | 67 |
| <p>98 cm</p> <p>R</p> <p>1011</p> | 51 | Dimensions : 101x107x83 Volume : 0,90 | 52 |
| <p>65 cm 65 cm 45 cm</p> <p>7100</p> | 15 | Dimensions : 67x67x45 Volume : 0,20 | 16 |
| <p>175 cm</p> <p>R R</p> <p>3210</p> <p>175 cm</p> <p>R R</p> <p>3201</p> | 63 | Dimensions : 178x107x83 Volume : 1,58 | 64 |
| <p>156 cm</p> <p>R R</p> <p>3200</p> | 53 | Dimensions : 159x107x83 Volume : 1,41 | 54 |
| <p>97 cm 97 cm</p> <p>R R</p> <p>1310 1301</p> | 40 | Dimensions : 100x107x83 Volume : 0,89 | 41 |
| <p>78 cm</p> <p>R</p> <p>1300</p> | 28 | Dimensions : 81x107x83 Volume : 0,72 | 29 |

CONFORTLUXE - Technical description sheet



DUCA



| Combination + width (cm) | Net weight Without packaging (kilos) | Dimensions in packaging (cm) | Gross weight With packaging (kilos) |
|--------------------------|--------------------------------------|--|-------------------------------------|
| | 60 | Dimensions : 162x107x83 Volume : 1,44 | 61 |
| | 50 | Dimensions : 143x107x83 Volume : 1,27 | 51 |
| | 39 | Dimensions : 92x107x83 Volume : 0,82 | 40 |
| | 27 | Dimensions : 73x107x83 Volume : 0,65 | 28 |
| | 56 | Dimensions : 142x107x83 Volume : 1,26 | 57 |
| | 46 | Dimensions : 123x107x83 Volume : 1,09 | 47 |
| | 36 | Dimensions : 82x107x83 Volume : 0,73 | 37 |
| | 24 | Dimensions : 63x107x83 Volume : 0,56 | 25 |

CONFORTLUXE - Technical description sheet



DUCA



| Combination + width (cm) | Net weight Without packaging (kilos) | Dimensions in packaging (cm) | Gross weight With packaging (kilos) |
|--|--------------------------------------|--|-------------------------------------|
| <p>5610 5601</p> | 39 | Dimensions : 123x105x83 Volume : 1,07 | 40 |
| <p>6010 6001</p> | 62 | Dimensions : 92x182x83 Volume : 1,39 | 63 |
| <p>5510 5501</p> | 76 | 231x105x83 Volume : 2,02 | 77 |
| <p>5000</p> | 45 | Dimensions : 116x116x83 Volume : 1,12 | 46 |
| <p>5400</p> | 56 | Dimensions : 124x124x83 Volume : 1,28 | 57 |
| <p>UNICA</p> | 0,5 | 43x43x12 Volume : 0,03 | 0,6 |
| Recliner supplement (3211-1310-1301-1300) | 15,9 | / | / |
| Recliner supplement (2511-1510-1501-1500) | 15,3 | / | / |
| Recliner supplement (2011-1011-1210-1201-1200) | 15,2 | / | / |

Height (cm) : 81/103
 Seat height (cm) : 45
 Armrest height (cm) : 59

Depth (cm) : 105
 Seat depth (cm) : 52
 Armrest width (cm) : 19

Type of packaging : Bullpack reinforced with cardboard

Upholstery : (See price list Ultima)

CONFORTLUXE - Technical description sheet



DUCA




Furnishing :

| | | | |
|-------------|---|---|-----------------------------------|
| Seat | <input checked="" type="checkbox"/> PU foam | <input checked="" type="checkbox"/> Pocket spring | Density (kg/m ³) : 37 |
| Back | <input checked="" type="checkbox"/> PU foam | <input type="checkbox"/> Flocca | Density (kg/m ³) : 25 |
| Arm | <input checked="" type="checkbox"/> PU foam | <input type="checkbox"/> Flocca | Density (kg/m ³) : 23 |

Suspension seat :

| | | |
|---|--|--|
| <input checked="" type="checkbox"/> Z-Spring/Nossag | <input type="checkbox"/> Webbing/Sangles | |
|---|--|--|

Interior layers seat :



Leg A (Salvador) :

| | | |
|------------|---------------|---------|
| Material : | Height (cm) : | Color : |
| Metal | 13 | Black |

Leg B (Azur) :

| | | |
|------------|---------------|---------|
| Material : | Height (cm) : | Color : |
| Metal | 13 | Black |

Seating cushions :

| | | |
|---|--------------------------------|--|
| <input checked="" type="checkbox"/> Fixed | <input type="checkbox"/> Loose | |
|---|--------------------------------|--|

CONFORTLUXE - Technical description sheet



DUCA

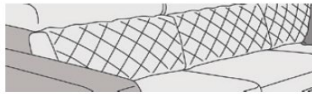


Interior structure : Solid pine wood + plywood + chipboard

3 colors to specify : 1 for seating cushions + back cushions
1 for frame
1 for decoration cushion Unica



Backcushion DIAMANT



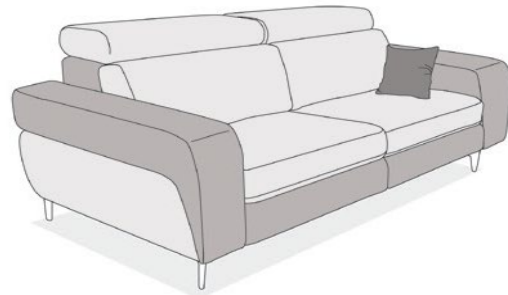
Backcushion DIAMANT



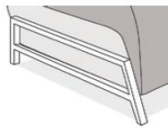
Backcushion FLAT



Backcushion FLAT



Leg A



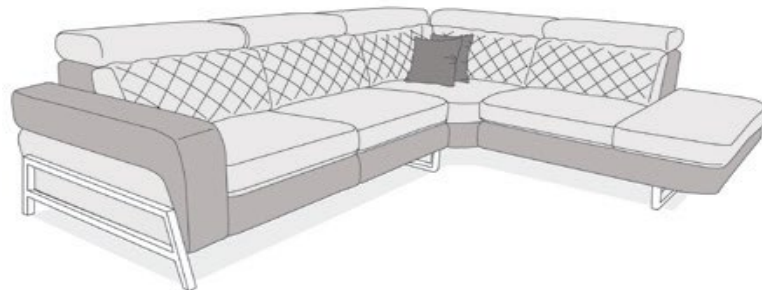
Pied / Poot A



Pied / Poot B



Leg B



Update :

10.05.23